

SPRELA[®]



Using space to your advantage.

**Laminates from
SPRELA - simpli-
fying your life.**

When the design intrigues the eyes and the mind. When design and product share a close friendship. When functionality earns the status of something special. When utility is celebrated – that's an authentic SPRELA laminate. The original, the classic laminate. Made in Germany – with over 100 years of experience, high production standards, and a unique and broad array of concepts – SPRELA. The Original.



Design means: space and time are unified.



**SPRELA changes
with the times.**

When design is people-centric. When aesthetics playfully interpret function. When convenience and durability are in harmony – that's an authentic SPRELA laminate. Stylish, luxurious, and functional.

Developed in close collaboration with our customers and executed with a fastidious eye for detail. With creativity and boldness. And with an innate sense of the market and the trends of tomorrow – product design by SPRELA. The trendsetter.

There are many reasons for SPRELA's success. One of the most important is the ability to recognize trends.



Reflect,
Intuit,
Anticipate,
Interpret.
The principle
behind our
actions.



Resistant against heat, moisture, scratches, and boredom.

**SPRELA laminates –
the classic laminate.**

When the very best is just good enough. When quality should be a guarantee for a long life and be experienced in a multitude of ways – then you should trust in laminates from SPRELA, robust and decorative surfaces. True allround talents. Impervious to wear, impact, and scratches. Resistant to light, heat, moisture, and household chemicals. Easily maintained and hygienic. For kitchen worktops, window sills, composite boards, and the stairway renovation system – laminates from SPRELA. The allrounders.



Sprela's got all the angles covered with the right laminate for every situation.

SPRELA wrapping laminates and melamine edges — a perfect pair.

Stylish, true to detail, and high quality. Melamine edges and wrapping laminates from SPRELA give a refined touch to floorboards, moldings, and cornices of cabinetry as well as soft-forming parts for kitchen furniture. A multi-faceted and durable surface material. Wrapping laminates and melamine edges from SPRELA — the perfect accompaniment.

Brightens even the cloudiest day.

SPRELA window sills. Quality you can't keep your eyes off of.

SPRELA window sills match the architecture of the room in perfect harmony. A design element and eye-catcher at the same time. Unique and simply beautiful. Preferred by more and more contractors. Window sills from SPRELA — the ideal solution.



A feast for the eyes.



SPRELA kitchen worktops

Reserved and traditional, emphatically modern, or retro and - for everyone who's had imaginative. Worktops from SPRELA shed a unique light onto any enough of boring designs.

kitchen. Accessories matching the decoration included. Kitchen worktops from SPRELA – the attraction.

SPRELA's recipe for success: a taste for new adventures.



Limitless design possibilities.

SPRELA composite boards and elements. Your partners for interiors.



If it has to be beautiful as well as functional, composite boards and elements are the right choice. Supporting plates, coated on one or both sides, embody the positive attributes of SPRELA laminates. A wide array of uses. The ideal material for interior finishing and design. Composite boards and elements from SPRELA – the allrounders.



An excellent way to make any stairway a step above the rest.

The stairway renovation system from SPRELA. Making old stairs look like new.

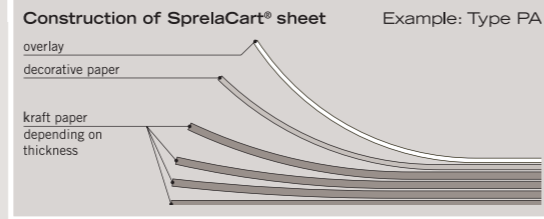
Appealing to the eyes. Beautiful design. And safer than ever. The stairway renovation system from SPRELA. For transforming old, unattractive, and damaged stairs into real beauties. Quick, clean, and easy. Non slip and resistant to scratches, abrasion, and moisture. The stairway renovation system from SPRELA – the rejuvenating treatment.



SprelaCart®

COMMERCIAL	CLASSIFICATION AS PER EN 438		COMMON APPLICATIONS
SprelaCart® P	VGS	Vertical General purpose Standard	Front elements for kitchens, offices, bathroom furnishings, wall coverings, shelving
	VGP	Vertical General purpose Postforming	
SprelaCart® PA	HGS	Horizontal General purpose Standard	Kitchen worktops, restaurant and hotel tables, door and wall coverings for heavy duty applications, interior walls in public transportation
	HGP	Horizontal General purpose Postforming	
SprelaCart® SHD	HDS	Horizontal heavy Duty Standard	Flooring elements, stairway elements
SprelaCart® F	Flame retardant		Railway train manufacturing, shipbuilding

TECHNICAL DATA	
Sheets	Thickness: 0.4 - 1.2 mm
	Width: 1310, 1410 mm, special widths upon request
	Length: 800 - 5600 mm to order
Roles	Thickness: 0.2 - 0.6 mm
	Width: 1300, 1400 mm special widths upon request
	Length: At least 200 linear meters



Flexible wrapping laminates

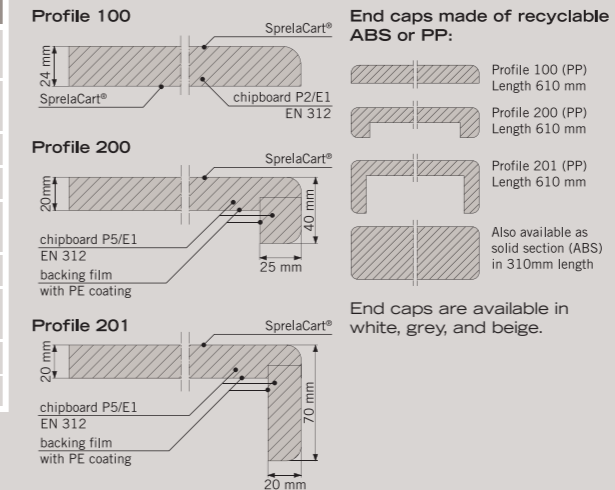
TECHNICAL DATA	
Specification/Base	CPL/Melamine resin optionally with overlay for high abrasion resistance
Thickness	0.2 mm, 0.35 mm, 0.5 mm
Width	1300 mm, 1400 mm
Length	e.g. thickness 0.2 mm roles up to 550 m, others by request
Backing	0.2 mm rough, 0.35 mm, 0.5 mm polished
End use	Wrapping/soft-forming: of kitchen furniture, cornices, door frames and doors, moldings for floors with overlay, wrapped window seats, baseboards, fillets Postforming: window sills
For radii	2.5 mm and greater

SPRELA melamine edges

TECHNICAL DATA	
Thickness	0.35 mm, 0.5 mm
Width	14 - 645 mm, special widths upon request
Length	Industrial roles up to 300 m
Backing	Polished, with/without hot melt adhesive
Pre-coated with hot melt adhesive	Fixed widths 14 - 130 mm; thicknesses 0.35, 0.5 mm; industrial roles up to 150 m long
Ready-made as part of product line (with hot-melt adhesive)	Fixed widths 14 - 130 mm; thickness 0.5 mm roles of 50 m and 100 m in length or 6 m strips, fitting for SPRELA worktops

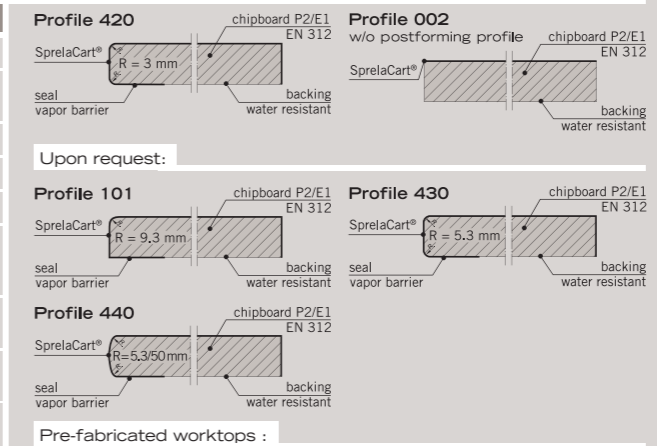
SPRELA window sills

TECHNICAL DATA	
Substrate	Profile 100 - chipboard P2/E1 EN 312 Profile 200/201 - chipboard P5/E1 EN 312
Doubling board	Chipboard P5/E1 EN 312
Adhesive	D 3 according to EN 204
Back edge	SPRELA melamine edge
Underside	Profile 100 - SPRELA backing Profiles 200/201 - backing film with PE coating
Length	5300 und 4100 mm
Width	160, 200, 250, 300, 350, 400, 500, 600 mm (according to product line)
Accessories	SPRELA melamine edge with hot-melt adhesive Window sill end caps (see illustration)



SPRELA kitchen worktops

TECHNICAL DATA	
Substrate	Chipboard P2/E1 EN 312
Surface	SPRELA laminate of worktop quality as per DIN EN 438
Back edge	SPRELA melamine edge
Underside	Water-resistant backing with additional sealing
Length	5300, 4100 mm, additional lengths by request
Width	600, 900 and 1200 mm rounded on one side, widths 620, 650 mm upon request (according to product line)
Thickness	28 mm, 38 mm, 48 mm only profile 002, other profiles by request
Accessories	SPRELA worktop edges with hot-melt adhesive, thickness: 0.5mm, in roles or in blister packs Backsplashes with end caps, inside and outside corners Niche laminate worktops, dimensions: 4100 x 1300 x 11.4 mm



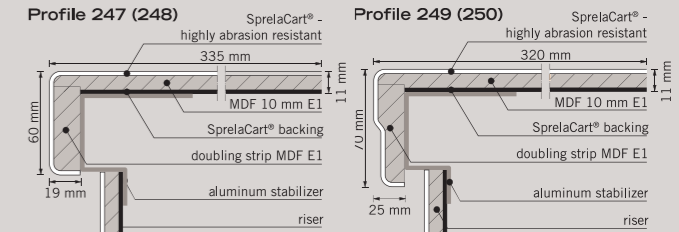
Pre-fabricated worktops :
With front edges with the same pattern, by request individually in cardboard; installation in kitchen system or for other workspace uses;
Standard dimensions:
Length 1260, 1860, 2460 mm
Width 600, 620, 650 mm
Thickness 28, 38 mm
Additional dimensions upon request.

Composite boards/elements

TECHNICAL DATA	
Substrate	Chipboard, MDF/HDF
Coating thickness	0.5 - 1.2 mm single-/double-sided coating upon request
Substrate thickness	6 - 60 mm
Length	2800, 4100, 5300 mm (others by request)
Width	1300 mm (others by request)
Applications	Interior finishing and design, e.g. wall coverings in elevators, niche worktops for kitchens

Stairway renovation system

TECHNICAL DATA	
Substrate	MDF 10 mm E1
Surface	SPRELA laminate, highly abrasion resistant
Underside	SPRELA backing
Length	3650 mm
Width	Profile 247 - 335 mm, Profile 248 - 700 mm, Profile 249 - 320 mm, Profile 250 - 675 mm, Profile 248/250 double-sided profile for cut optimization
Accessories	Stair head width 195 mm, back edge slotted for laminate floor (profile 247, 249) Available in the same pattern: • Laminate boards for the risers, dimensions: 2800 x 1300 x 8 mm (6,5 mm HDF) • Stair head or laminate flooring for the top of the stairs or hallway floor and • SPRELA melamine edges For additional accessories, please refer to the price list



SPRELA GmbH, Westbahnstrasse 1 · 03130 Spremberg, Germany

Tel. +49(0)35 63 54-0 · Fax +49(0)35 63 23 91

e-mail s@sprela.de · www.sprela.de